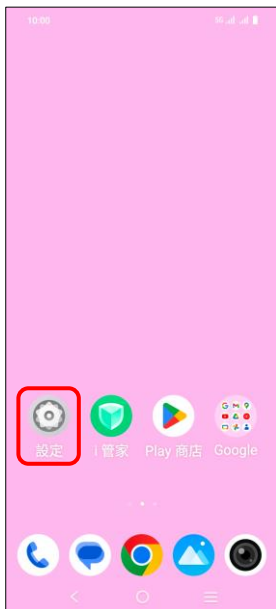
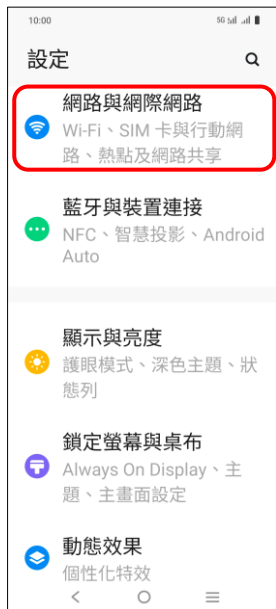


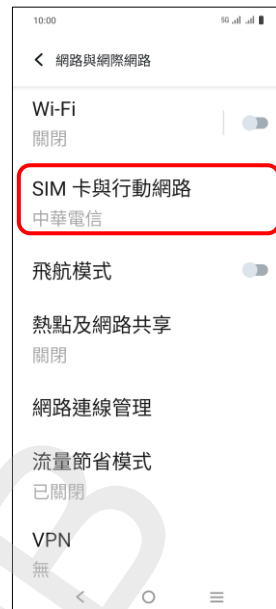
# vivo\_V40 Lite VoLTE



1.設定



2.網路與網際網路



3.SIM 卡與行動網路



4.選擇 SIM1/SIM2



5.VoLTE→開啟



6.完成