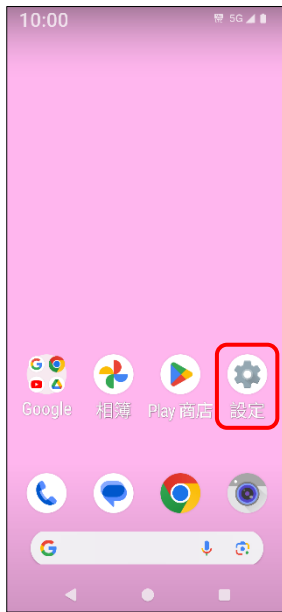
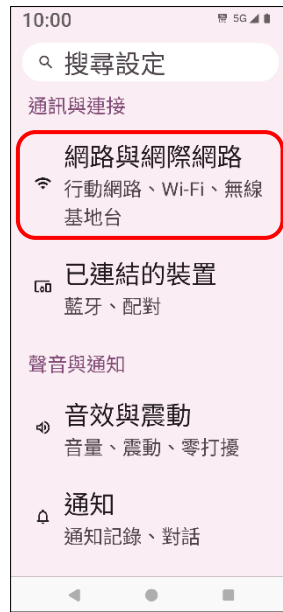


SHARP_AQUOS R9 可攜式 WIFI 熱點開關



1.設定



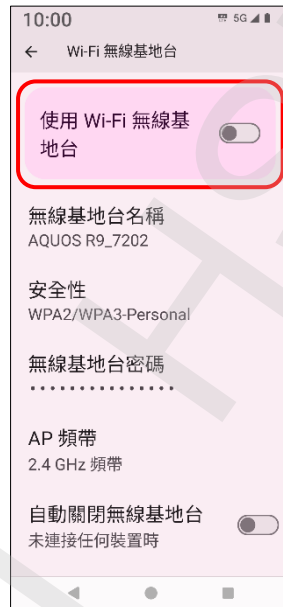
2.網路與網際網路



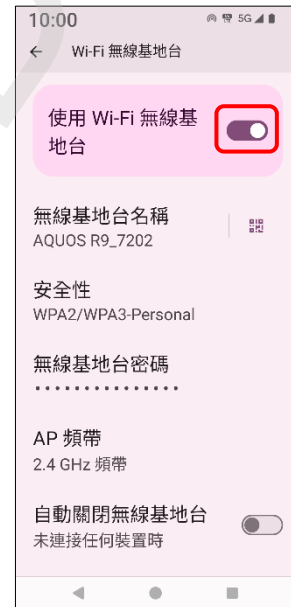
3.無線基地台與網路共用



4.Wi-Fi 無線基地台

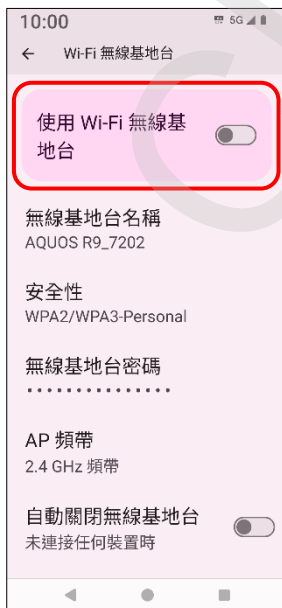


5.使用Wi-Fi 無線基地台
→開啟

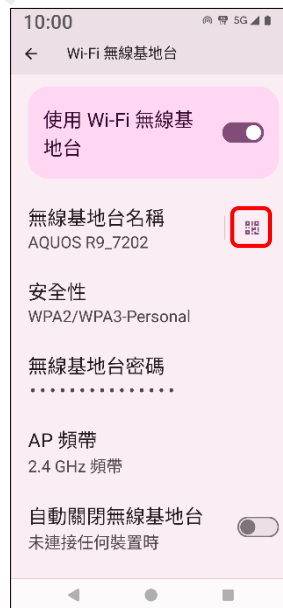


6.完成

個人熱點 QR 分享



5.使用Wi-Fi 無線基地台
→開啟



6.點擊 QR 圖碼



7.掃描 QR 圖碼即可連線