


SAMSUNG_Galaxy A15 5G 設定電子郵件

(例) Hinet 信箱



1.Google



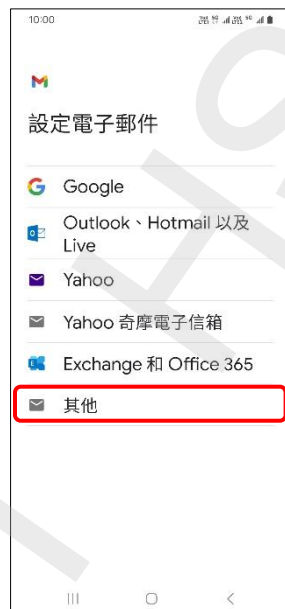
2.Gmail



3.我知道了



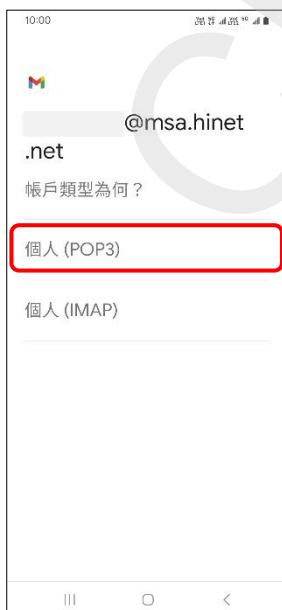
4. +新增其他電子郵件地址



5.其他



6.新增電子郵件地址
→繼續



7.個人(POP3)



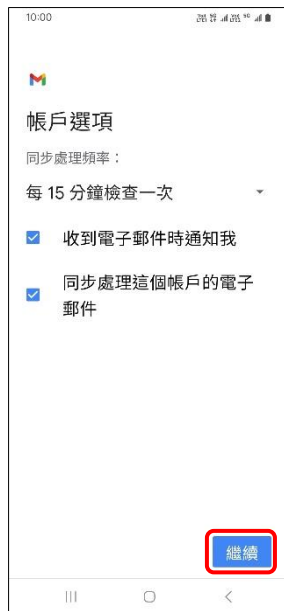
8.輸入郵件密碼→繼續



9.內送伺服器→繼續



10.外寄伺服器→繼續



11.自行選擇→繼續



12.自行設定→繼續




13.完成

收信



1.Google



2.Gmail



3.輕觸右上圖示



4.選擇郵件信箱



5.完成