

【切換頻率】 切換頻率



1.設定



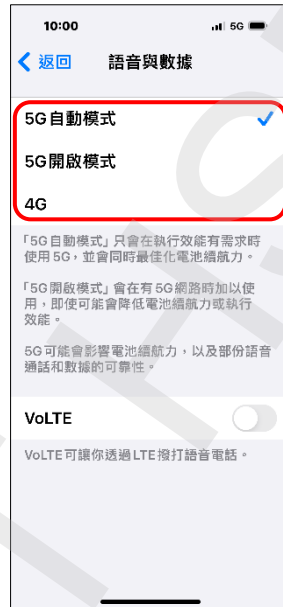
2.行動服務



3.行動數據選項



4.語音與數據



5.自行選擇

搭配 eSIM 使用雙 SIM 卡切換頻率



1.設定



2.行動服務

3.選擇 SIM
(例：eSIM)

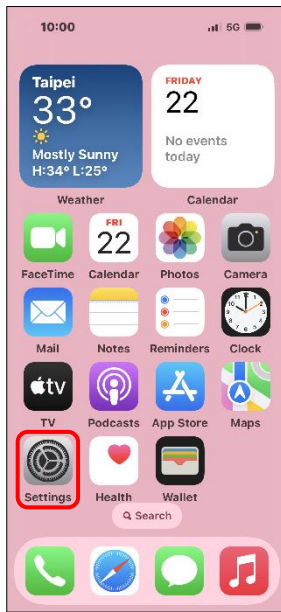


4. 語音與數據

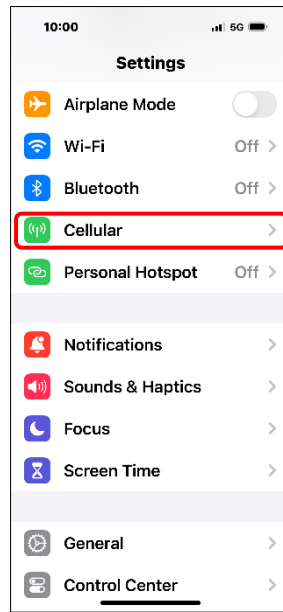


5. 自行選擇

Select Network Mode



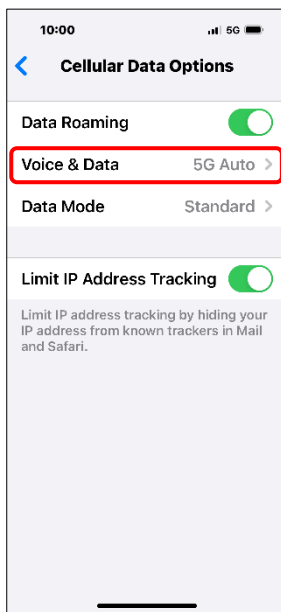
1.Settings



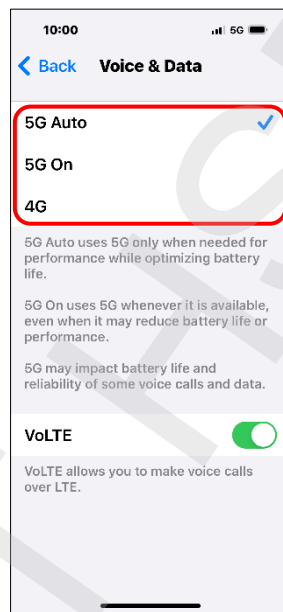
2.Cellular



3.Cellular Data Options



4.Voice & Data



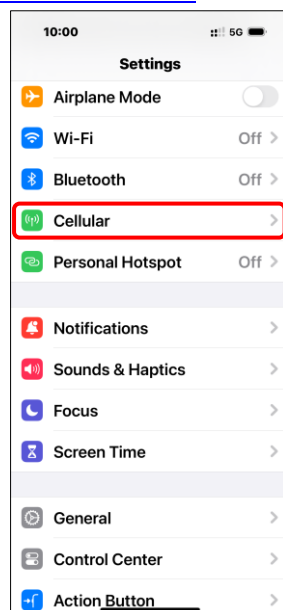
5.Select desired option

3/4

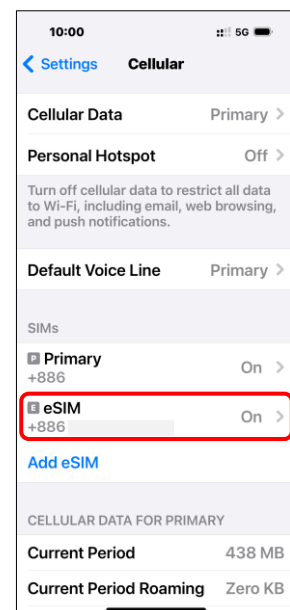
Use dual SIM with an eSIM to Select Network Mode



1.Settings

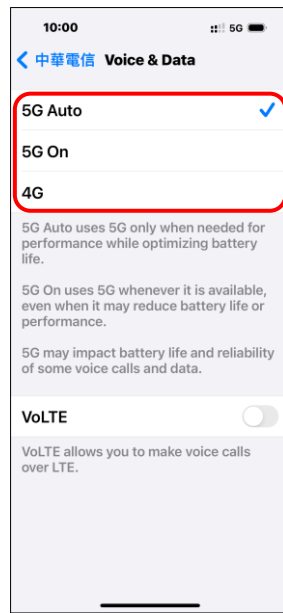


2.Cellular

3.Select SIMs
(e.g., eSIM)



4.Voice & Data



5.Select desired option