


# HTC\_U23 Pro 數據漫遊開關



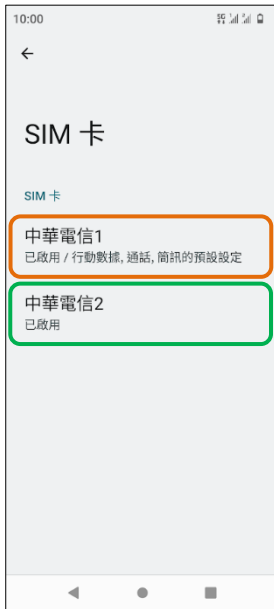
1.設定



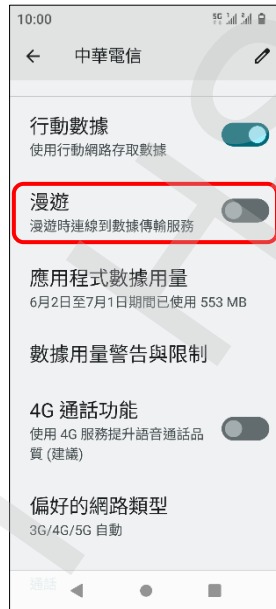
2.網路和網際網路



3.SIM卡



4.選擇 SIM1/SIM2



5.漫遊→開啟



6.費用提醒 確定



7.完成