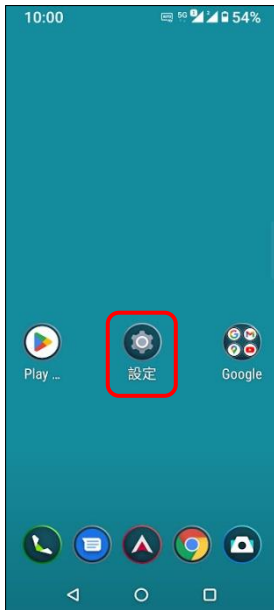


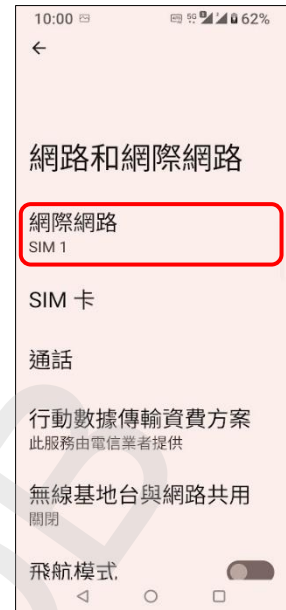
# ASUS ROG Phone 6D (AI2203) 數據漫遊開關



1.設定



2.網路和網際網路



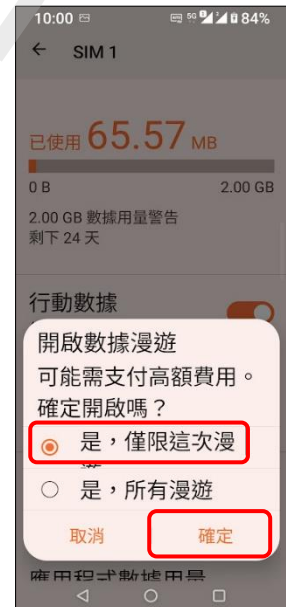
3.網際網路



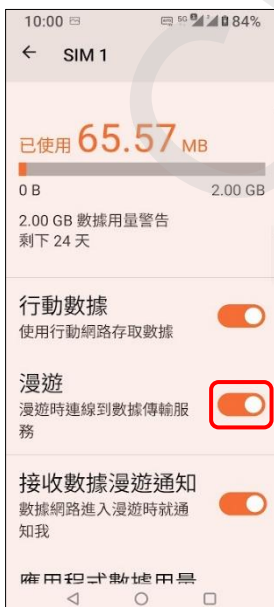
4.選擇 SIM1/SIM2



5.漫遊→開啟



6.自行選擇→確定  
(例：是，僅限這次漫遊)



7.完成